








# ASSEMBLY INSTRUCTIONS

## MODEL : LWM(CV-G5)64388SFAN6

ITEM	PART LIST	QTY
1	Table top & Apron 	1 PC
2	Table Leg 	4 PCS

ITEM	HARDWARE LIST	DESCRIPTION	QTY
A	JCBB Bolt M8 x 50 mm		8 PCS
B	Spring Washer M8 5/16		8 PCS
C	Flat Washer M8 5/16		8 PCS
D	Allan Key M5		1 PC



**FULLY ASSEMBLY**

### STEP 1

